

# MASTER'S REFORM

## - INFORMATION MEETING

# BACKGROUND

---

**Shorter master's programmes  
(75 ECTS)**

**Master's degree programme for  
working professionals  
("erhvervskandidat", EKA)**

**Sector resizing initiative (BSc prog.)  
(sektordimensionering)**

**International MSc students**



# WE ARE RESPONSIBLE FOR IMPLEMENTING THE POLITICAL AGREEMENT, INCLUDING:

---

- Making the specific changes at each university and coordinating across universities.
- Developing new master's programmes.
- Adjusting existing bachelor's programmes.
- Informing prospective students.
- Implementation during the period from 2025 to 2032.

# BACKGROUND

---

**Shorter master's programmes  
(75 ECTS)**

**Master's degree programme for  
working professionals  
("erhvervskandidat", EKA)**

**Sector resizing initiative (BSc prog.)  
(sektordimensionering)**

**International MSc students**



# MSC PROGRAMMES AT NAT

---

- 70% of our students will be able to join a Master's degree programme as we know it  
→ 120 ECTS in 2 years

Beginning in 2028, **30%** of our MSc students must study a different type of Master's degree programme:

- ⚡ 75 ECTS MSc programmes (1 full year): business-oriented  
→ With later possibility for 45 ECTS supplementary education
- 👛 MSc degree programmes for working professionals ("erhvervskandidater", EKA)  
→ 120 ECTS part-time study/part-time work

# MSC PROGRAMMES AT NAT

---

- 70% of our students will be able to join a Master's degree programme as we know it  
→ 120 ECTS in 2 years

Beginning in 2028, **30%** of our MSc students must study a different type of Master's degree programme:

- ⚡ 75 ECTS MSc programmes: business-oriented

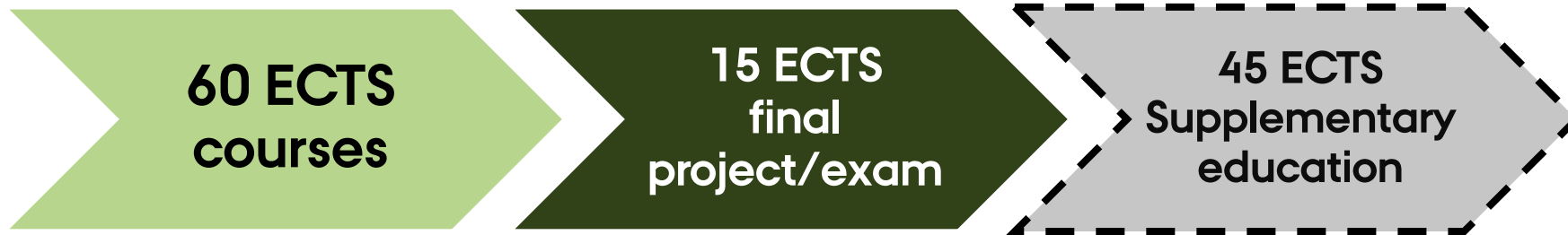


# MSC PROGRAMMES AT NAT

- 70% of our students will be able to join a Master's degree programme as we know it  
→ 120 ECTS in 2 years

Beginning in 2028, **30%** of our MSc students must study a different type of Master's degree programme:

- ⚡ 75 ECTS MSc programmes: business-oriented

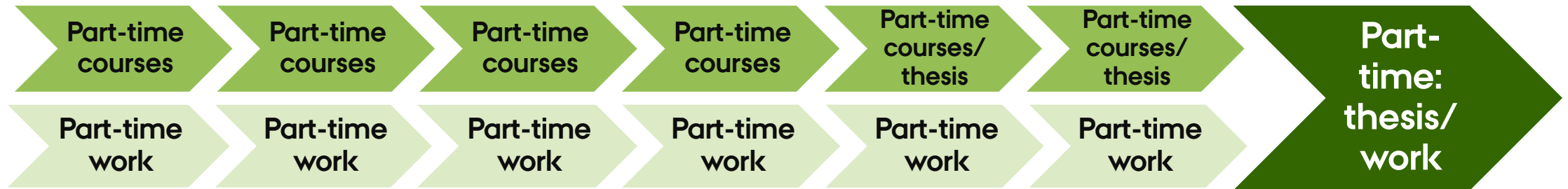


- 45 ECTS EVU – coordination across AU

# MSC PROGRAMMES AT NAT

---

- 📎 MSc degree programmes for working professionals ("erhvervskandidater", EKA)
  - 120 ECTS part-time study/part-time work:
    - Part-time study → 15 ECTS per semester
    - Part-time work → min. 25 hours per week





# MSC PROGRAMMES AT NAT

---

- 70% of our students will be able to join a Master's degree programme as we know it  
→ 120 ECTS in 2 years

## Process:

- The Faculty Management\* and Education Forum will meet during autumn to discuss the possibilities for NAT within the 30% framework
- 1:1 meetings with the Vice-Dean for Education and all Heads of department and deputy heads of department for education

*\*heads of department, dean, vice-deans, head of administration*

# BACKGROUND

---

Shorter master's programmes  
(75 ECTS)

Master's degree programme for  
working professionals  
("erhvervskandidat", EKA)

Sector resizing initiative (BSc prog.)  
(sektordimensionering)

International MSc students



# MORE INTERNATIONAL MSc STUDENTS

- Nationwide:
  - **1,100 additional** international MSc studentships in 2024-2028.
  - **2,500 additional** international MSc studentships from 2029 →
- In 2024, we could increase our international (EU) MSc student intake by 40 students
- The intake of non-EU students (paying tuition fee) is still unrestricted



# BACKGROUND

---

Shorter master's programmes  
(75 ECTS)

Master's degree programme for  
working professionals  
("erhvervskandidat", EKA)

Sector resizing initiative (BSc prog.)  
(sektordimensionering)

International MSc students



# POLITICAL AGREEMENT ON RESIZING SECTOR – FROM APRIL 2024

**Tabel 1**

Sektordimensionering i 2025-2029, inklusiv demografisk korrektion

Universitet	Baseline (gns. tilgang 2018-2022)	Reduktion (antal) 2025-2029	Maksimal tilgang 2025-2029	Årlig reduktionsprocent 2025-2029
Danmarks Tekniske Universitet	1.344	87	1.257	6,5%
IT-Universitetet i København	373	25	348	6,7%
Copenhagen Business School	2.751	195	2.556	7,1%
Aalborg Universitet	3.661	443	3.218	12,1%
Københavns Universitet	6.748	789	5.959	11,7%
Syddansk Universitet	4.023	367	3.656	9,1%
Aarhus Universitet	Brutto: 745 (200 extra to AU Viborg)		5.203	9,5%
Roskilde Universitet	1.441	203	1.238	14,1%
<b>Alle universiteter</b>	<b>26.089</b>	<b>2.654</b>	<b>23.435</b>	<b>10,2%</b>

# RESIZING DECISION AU IS BASED ON THE POLITICAL AGREEMENT

---

- **Graduate unemployment**
- **The overall consequences of the reform to the faculties** (resizing, MSc programme reformation, new intl. MSc study places)
- **New studentship supply** (geographic resizing – mostly AU Viborg) from 2025-2030

..As well as AU's ambition to remain a 'comprehensive' university with a wide range of BSc programmes and sustainable education environments.

# SECTOR RESIZING AT AU AND NAT

- The intake for academic bachelor's programmes will be reduced compared to the average intake from 2018-2022, starting from **2025**
- At AU, this means a reduction of 545 and around 200 students in 2025 – equivalent to 13%.
- At NAT, Rector and the Senior Management team have decided to **reduce our intake to 681 students in 2025** (eq. to -15.4%), which needs to be distributed at NAT BA programmes.

	BSc intake avr. 2018-2022 (baseline)	BSc. Intake 2023 (Oct.1)	BSc intake 2024 (accepted)	Reduction of intake 2025	Max. intake in 2025
NAT	805	732	690	-124	681

# RESIZING DECISIONS

---

- The following month, the Faculty Management will explore and discuss how to implement the reduction in BSc student intake
- In the end, it is the Dean's final decision, which will be announced in mid-September 2024





# LET'S MAKE THE BEST OF IT

---


- We know *most* of the framework at this point – even though some details are still not clear
- We have an excellent faculty with **high quality teaching and research** – invaluable to future generations
- We know it won't be easy, but certainly, we can do this together



# QUESTIONS?

If you are online, please write your question in a text message to: +45 23 38 21 31

Link to Senior Management's news letter on the resizing at AU:



# RESIZING AT AU IN 2025

Faculty	BA/BSc intake (avg. 2018- 2022)	BA/BSc intake 2023	Places cut (gross)  50% grad. unemployment  50% rel. loss of revenue	Relocation agreement  Creation of 209 places	Relocation agreement  Distribution of 209 places	Net cuts  rel. to 2018- 2022 avg. intake	In pct.  rel. to 2018- 2022	Cap on BA/BSc intake  in 2025
Arts	1,751	1,612	263	50	0	313	17.9%	1,438
BSS	2,233	2,156	160	58	0	218	9.8%	2,015
Health	713	771	13	36	-39	10	1.4%	703
Tech	234	266	8	33	-161	-120	-51.3%	354
Nat	805	732	101	32	-9	124	15.4%	681
<b>Total</b>	<b>5,736</b>	<b>5,537</b>	<b>545</b>	<b>209</b>	<b>-209</b>	<b>545</b>	<b>9.5%</b>	<b>5,191</b>

# RESIZING AT AU IN 2025

---

Faculty	Bachelor enrolments (average 2018-2022)	Net reduction over enrolments 2018-2022	Cap on BA/BSc enrolments in 2025
Arts	1,751	313	1,438
BSS	2,233	218	2,015
Health	713	10	703
Tech	234	-120	354
Nat	805	124	681
<b>Total</b>	<b>5,736</b>	<b>545</b>	<b>5,191</b>



AARHUS  
UNIVERSITY